

Date _____

Tutor _____

Child _____


B b

1. Sing alphabet sound songs (group).
2. Image story with children (group)
3. Child repeats story to tutor.
4. Tutor introduces new sound using air-writing.

Practice Writing--write the letter, say the sound, say the picture word

Use
fin-
ger

b b b b b b



book

Use
pencil



b b b b b b



boy

Write
letter



1



bell

Instructions for Picture Page B It's riddle time! I will give you a clue and you will point to the picture.

If the child does not know the object point and say "I call this a _____. What do I call it?" Have child repeat six times changing prompt each time.

(What did I call this? Say it quietly. Say it loudly. Say it slowly. Say it fast. Whisper it. Say it again!)

1. When you were born, you were one of these. What is it? **baby** What sound does it start with? Circle the baby and make the sound.
2. This is round, bounces and people can kick it. What is it? **ball** What sound does it start with? Circle the ball and make the sound.
3. This is an animal that we make cuddly toys look like. What is it? **bear** What sound does it start with? Circle the bear and make the sound.
4. This is where you can sleep. What is it? **bed** What sound does it start with? Circle the bed and make the sound.
5. This rings to get our attention. What is it? **bell** What sound does it start with? Circle the bell and make the sound.
6. This has two wheels and we can ride it. What is it? **bicycle** What sound does it start with? Circle the bicycle and make the sound.
7. This is something great to read! What is it? **book** What sound does it start with? Circle the book and make the sound.
8. This is what we put things in. What is it? **box** What sound does it start with? Circle the box and make the sound.
9. This is a child that is not a girl. Who is it? **boy** What sound does it start with? Circle the boy and make the sound.
10. We can ride in this with lots of other people. What is it? **bus** What sound does it start with? Circle the bus and make the sound.
11. This is a yellow fruit we peel and eat. What is it? **banana** What sound does it start with? Circle the bananas and make the sound.
12. This is where we can sit to wait for the bus or at a park. What is it? **bench** What sound does it start with? Circle the bench and make the sound.



Activity:

B stands for bang. When I say a word I want you to bang the B, if it starts with B.

Put a piece of sandpaper with a lower case b in front of the child at arm's length.

Emphasize the beginning sound i.e. /b/ boat

book, sun, bus, moon, boat, pickle, five, cat, ball, bench, flag, give, baby, animal, fish, ostrich, banana, rock, bear, dinosaur, box, lion

If the child bangs the b when the word does not start with /b/ say "listen carefully, does _____ start with /b/?"

Repeat until the child can distinguish the b words.

Vocabulary: *If child does not know the word say, "I call this _____; what do I call it?" If child doesn't know the word, have him/her repeat it six times.*

Prompt

Where is your brain?

Show me a book.

Put the book below your chair.

Put the book behind you.

Show me big.

Show me your back.

Child's gesture

Point to head.

Point to book.

Puts book under chair.

Holds the book behind

Holds arms far apart.

Points to back.

Question

What's in there?

What is that?

Where is it?

Where is it?

What is it?

What is it?

Response

brain

book



below the chair

behind me

big

back

Draw a line to the letter of the beginning sound of each picture below. Left: baby, banana, bear, bed, bell, bench Right: bike, book, box, boy, bus, ball



b

b

b

b

b

b

b

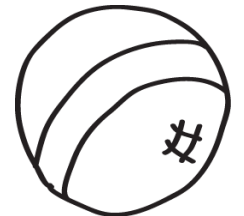


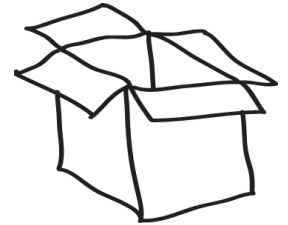


b

b


b

b


b




Write the letter of the beginning sound in the box below each picture *b*. *Baby, bed, bike, book, bananas, bench, bus, ball, bear, bell, box, boy*




Blank box with a dashed line for writing the beginning sound.



Blank box with a dashed line for writing the beginning sound.




Blank box with a dashed line for writing the beginning sound.



Blank box with a dashed line for writing the beginning sound.



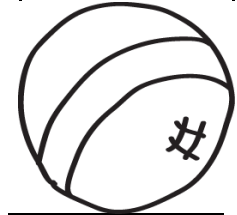
Blank box with a dashed line for writing the beginning sound.




Blank box with a dashed line for writing the beginning sound.




Blank box with a dashed line for writing the beginning sound.



Blank box with a dashed line for writing the beginning sound.



Blank box with a dashed line for writing the beginning sound.



Blank box with a dashed line for writing the beginning sound.



Blank box with a dashed line for writing the beginning sound.



Blank box with a dashed line for writing the beginning sound.

Feedback: Insights about child gained from this session:

Tutor please respond!

Child ___ is or ___ is not ready to move on to next letter.

Date _____

Tutor _____

Child _____

School _____

